


**HERE ARE 5
QUICK TIPS ON
BUYING YOUR
NEXT CAR**



YOUR CAR EXPERTS




SWIPE NOW

WWW.KUKUK.COM

FIRST UP: DO YOUR RESEARCH


Understand the specific model and its known issues. Familiarize yourself like it's your next big project.

Learn about the cost of ownership, such as average maintenance costs, insurance premiums, and depreciation.




SERVICE HISTORY

1. The service history is like the car's health record. It provides insights into the car's maintenance and repair history.
2. Look for regular oil changes, fluid replacements, and other routine maintenance. Regular upkeep is a good sign of a well-maintained vehicle.
3. Check for any significant repairs or replacements, such as a new transmission or engine overhaul. This could indicate past issues or accidents.
4. Look for gaps in the service history or missing records. Inconsistent maintenance may be a red flag.




MILEAGE IS KEY?

1. Verify the car's mileage by comparing the odometer reading with the service history or vehicle history report (VHR) and condition of the car.
2. Remember that lower mileage doesn't necessarily mean a better car. A vehicle with low mileage but poor maintenance may be less reliable than a high-mileage car with consistent upkeep.
3. Understand that a car's age, usage, and maintenance history play a more significant role in its condition than just mileage.




MORE, IS MORE!

1. Don't be afraid to ask the seller for more information or documentation about the car. A reputable seller should be willing to provide any available records.
2. Request a vehicle history report (VHR) to check for any previous accidents, title issues, or odometer discrepancies.
3. Inquire about the car's ownership history, such as the number of previous owners, how it was used, and where it was kept.
4. Ask for any warranty information or details about recent repairs and part replacements.



LIFT IS UP, NOW...

1. Getting the car up on a lift allows for a thorough inspection of the undercarriage, suspension, exhaust system, and other components that may be harder to assess from ground level.
2. Check for signs of rust, corrosion, or damage to the frame and underbody. Look for any fluid leaks or signs of recent patchwork.
3. Inspect the tires for uneven wear, which could indicate alignment or suspension issues.
4. Ideally, have a trusted mechanic or automotive expert perform the inspection to ensure a comprehensive assessment of the car's condition.



07/07

DO YOU HAVE A TIPP OR EXPERIENCE TO SHARE?



Leave a comment to
share your thoughts!

